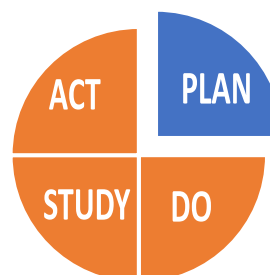


## Electronic Repeat Dispensing (eRD) Support Toolkit

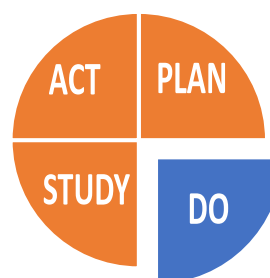
The information below describes the benefits of eRD as well as covering the details of implementation in GP practices.

<b>Training module on eRD <i>Essential to complete</i></b>	<a href="#">Training Modules from NECS</a>
<b>'How to' guides for GP clinical system</b>	For SystmOne <a href="#">click here</a> For EMIS <a href="#">click here</a>
<b>eRD Myth buster</b>	This <a href="#">document</a> helps to reduce barriers to implementation
<b>Which patients are suitable for eRD?</b>	<ul style="list-style-type: none"> <li>• Patients on stable therapy</li> <li>• Patients with long-term conditions</li> <li>• Patients on multiple therapy e.g., hypertension, diabetes, asthma etc.</li> <li>• Patients that can appropriately self-manage seasonal conditions</li> </ul>
<b>Consent requirements for eRD</b>	It is now no longer a requirement to explicitly consent for eRD if the patient <b>has a nominated pharmacy</b> . BUT it is important that they understand the process and how it works.
<b>How to postdate an eRD prescription, cancel and use the tracker</b>	Please click to view further information in this <a href="#">slide set</a>
<b>eRD Handbook</b>	Comprehensive guide to eRD set up - <a href="#">eRD Handbook</a>
<b>NHS BSA eRD dashboard</b>	Practices can see their EPS and eRD rates via NHS BSA eRD Dashboard via <a href="#">link here</a>
<b>eRD Checklist</b>	Use the checklist below to help implement eRD. PDSA cycle Before that check below: <ul style="list-style-type: none"> <li>• Appointment eRD lead or champion within practice</li> <li>• Key team members to implement have been identified</li> <li>• All colleagues have completed the required training and are confident with eRD set up</li> <li>• Signed up with NHS BSA to receive eRD reports</li> </ul>

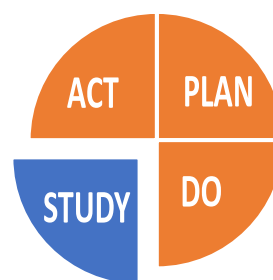
**eRD Checklist**



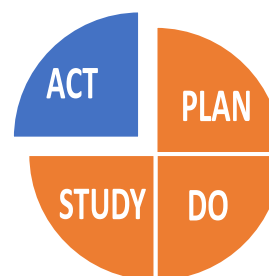
<b>Plan</b>	<input checked="" type="checkbox"/>
Nominate an eRD Lead or Champion within practice	<input type="checkbox"/>
Agree as a practice team that eRD should be used to improve efficiency of repeat prescribing and give team members the opportunity to voice concerns.	<input type="checkbox"/>
Agree an implementation plan between the practice manager, lead GP and the pharmacist (if practice or PCN has one)	<input type="checkbox"/>
Speak to local Pharmacies to discuss how this will work. Your local pharmacy may already do eRD for other GP practices and may have some useful tips for success!	<input type="checkbox"/>
Check that key members of reception staff are aware of eRD and how it works. Use the NECS e-learning tool <a href="https://learning.necsu.nhs.uk/nhs-digital-electronic-repeat-dispensing-elearning/">https://learning.necsu.nhs.uk/nhs-digital-electronic-repeat-dispensing-elearning/</a> which includes the SystemOne, EMIS and Vision processes	<input type="checkbox"/>
Discuss with Practice Patient Participation Group (PPG), allowing them to voice their concerns.	<input type="checkbox"/>
Communicate the project across the area (CCG/pharmacy/practice)	<input type="checkbox"/>
Display clear patient comms in the practice and engage patient population, including a link to BSA patient web page <a href="https://www.nhsbsa.nhs.uk/help-nhs-prescription-costs/electronic-prescriptions">https://www.nhsbsa.nhs.uk/help-nhs-prescription-costs/electronic-prescriptions</a> .	<input type="checkbox"/>



Do		<input checked="" type="checkbox"/>
First	Request and receive patient data from NHS BSA, data will include the NHS number of people who have had the same medicines for 12 months or more.	<input type="checkbox"/>
	Ensure listed patients can be reviewed/screened by a clinician for eRD suitability.	<input type="checkbox"/>
	Plan communication processes with community pharmacy and patients.	<input type="checkbox"/>
Then	Establish your process for reviewing/screening patient data from NHS BSA (which of your patients are appropriate for eRD?). <b>At this point it is worth taking a small sample of patient to try your process with.</b>	<input type="checkbox"/>
	Establish consent (and nomination if the patient doesn't have one) process for patients who are appropriate for eRD.	<input type="checkbox"/>
	Implement your communication process with community pharmacy and patients.	<input type="checkbox"/>
	Agree process with community pharmacy for their communication with patients.	<input type="checkbox"/>
	Make sure everyone is clear how medication reviews will fit into eRD. Who will do them and when.	<input type="checkbox"/>
Finally	Consider your patients' yearly medication review date and ensure a process is implemented to enable these to happen. <b>Use NHS BSA eRD Drop off report</b>	<input type="checkbox"/>



<b>Study</b>	<input checked="" type="checkbox"/>
After the first 20 patients, check that all your project stakeholders are still clear on the process.	<input type="checkbox"/>
Gather feedback from local pharmacies to understand how the process is working for them and how it could be improved.	<input type="checkbox"/>
Discuss how issues can be dealt with.	<input type="checkbox"/>
Hold a one-month review with the implementation team	<input type="checkbox"/>



<b>Act</b>	<input checked="" type="checkbox"/>
Continue process for screening patient data from NHS BSA (which of your patients are appropriate for eRD). <b>At this point review the remainder of your patients.</b>	<input type="checkbox"/>
Continue consent (and nomination if the patient doesn't have one) process for patients who are appropriate for eRD	<input type="checkbox"/>
Continue your communication process with community pharmacy and patients	<input type="checkbox"/>
Ensure everyone is clear how medication reviews will fit into eRD. Who will do them and when?	<input type="checkbox"/>